



Shed Blocking Package

- Montana Shed Center is now offering blocking packages to our customers for buildings up to 288 square ft.
- MSC will not offer blocking garages of any size. You, the dealer, when selling a garage, need to make sure the customer is aware; they need a laser level, compacted, gravel pad.
- We will not block higher than 1ft at the highest point of the building.
- The dealer will be able to sell these to the customers when they sell a building.
- See the attached drawings that show what it would look like.
- You, the dealer, must tell the customer that a level pad is required. You must also offer a blocking package to the customer and get their initials refusing the blocking package. If you fail to get the initials and the driver has to block the building, it may affect your commission check.
- This blocking will give the customers that buy smaller sheds and don't want to pay 500 for a gravel pad a chance to go with a less expensive alternative by blocking.
- Price as follows:
- **Up to 140 square ft building (10x14) \$160 includes blocks**
- **From 140 square ft to 288 square ft (12x24) \$225**

6', 8', 10' Wide, & Economy Buildings

In addition to the end blocks every building gets blocked every 4'

Examples

8' Long Building 3 Blocks
10' Long Building 3 Blocks
12' Long Building 4 Blocks

See *diagram A on back*

10' & 12' Wide Buildings

In addition to the end blocks every building gets blocked every 4'

No blocking for garages or buildings over 24' long.

Examples

12' Long Buildings 4 Blocks
16' Long Buildings 5 Blocks

See *diagram B on back*



Diagram A

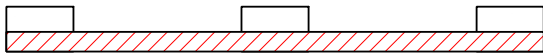
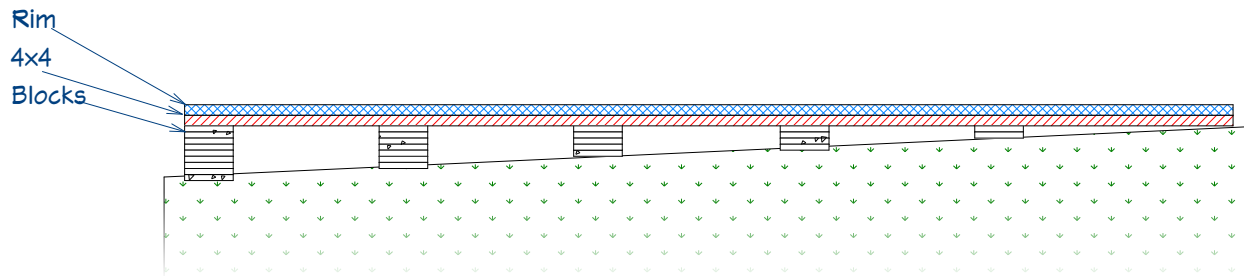
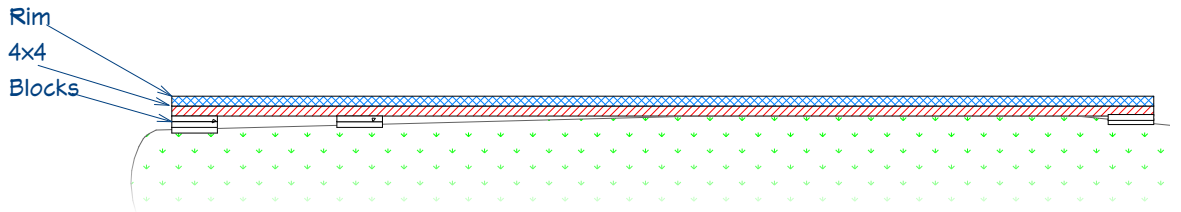


Diagram B



BUILDINGS FOR LIFE™